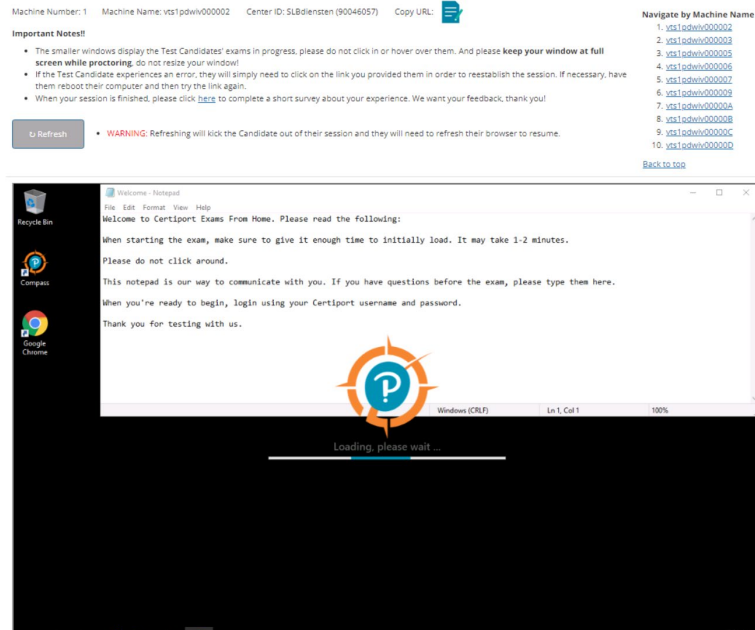


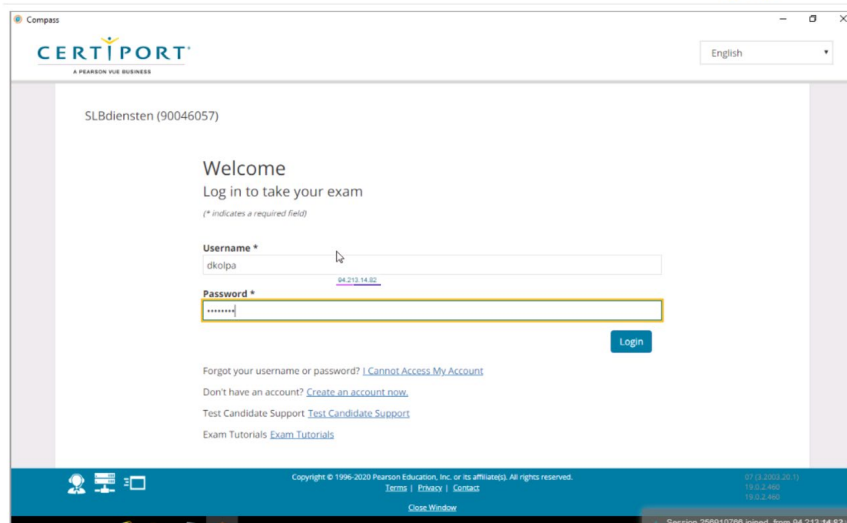




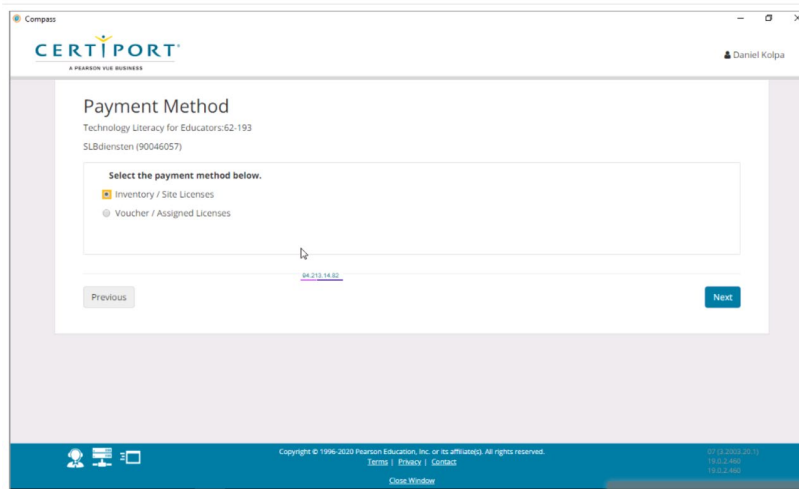
8. Terwijl u wacht, starten de VMs op. Met de linkjes kun je snel springen tussen de VMs:



9. Laat de leerling inloggen op de VM. U kijkt toe en helpt hem/haar indien nodig:

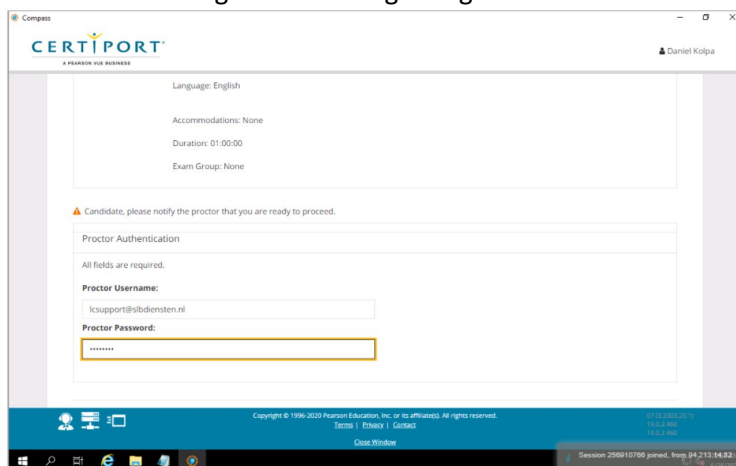


## 10. Gebruik uw eigen voucher of de voucher toegekend aan je testcentrum:



The screenshot shows the 'Payment Method' screen in the CERTIPORT interface. The page title is 'Payment Method' and it includes the text 'Technology Literacy for Educators:62.193' and 'SLBdiensten (90046057)'. Below this, there is a section titled 'Select the payment method below.' with two radio button options: 'Inventory / Site Licenses' (which is selected) and 'Voucher / Assigned Licenses'. At the bottom of the form, there is a 'Previous' button on the left and a 'Next' button on the right. The URL '04.213.14.82' is visible in the bottom right corner of the form area. The footer of the page contains copyright information: 'Copyright © 1996-2020 Pearson Education, Inc. or its affiliates. All rights reserved.' and 'Terms | Ethics | Contact'. The user name 'Daniel Kolpa' is visible in the top right corner.

## 11. Keur als proctor het examen goed om een 'go' te geven:



The screenshot shows the 'Proctor Authentication' screen in the CERTIPORT interface. The page title is 'Proctor Authentication' and it includes the text 'All fields are required.' Below this, there are two input fields: 'Proctor Username:' with the value 'kcsupport@slbdiensten.nl' and 'Proctor Password:' with a masked password '\*\*\*\*\*'. Above the input fields, there is a message: 'Candidate, please notify the proctor that you are ready to proceed.' The footer of the page contains copyright information: 'Copyright © 1996-2020 Pearson Education, Inc. or its affiliates. All rights reserved.' and 'Terms | Ethics | Contact'. The user name 'Daniel Kolpa' is visible in the top right corner. The URL '04.213.14.82' is visible in the bottom right corner of the form area.

12. De studenten starten het examen op en u kunt op meerdere schermpjes zien hoe zij het doen. Indien u fraude wilt tegengaan: kunt u overwegen om Teams camera verplicht aan te zetten:

